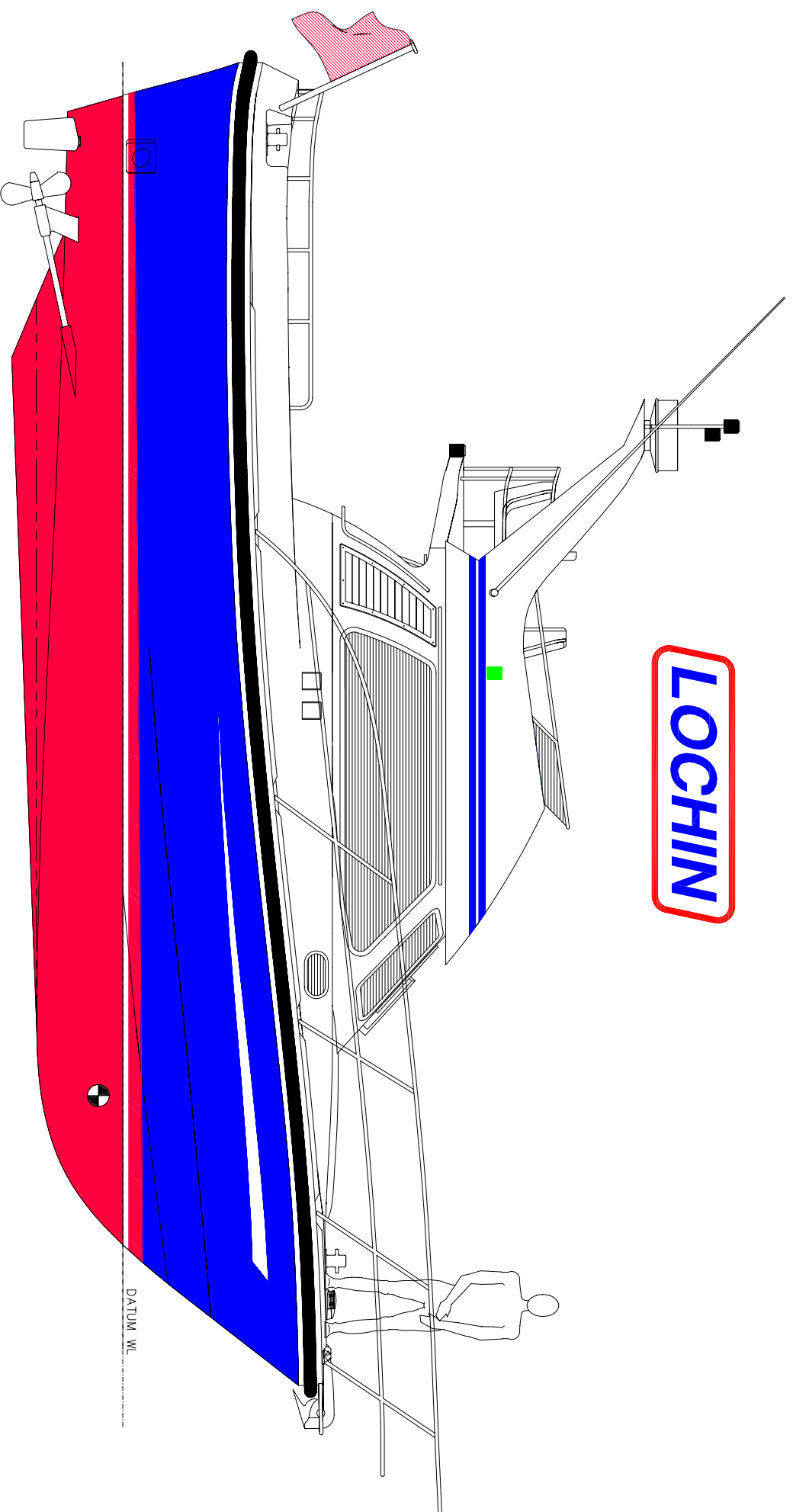
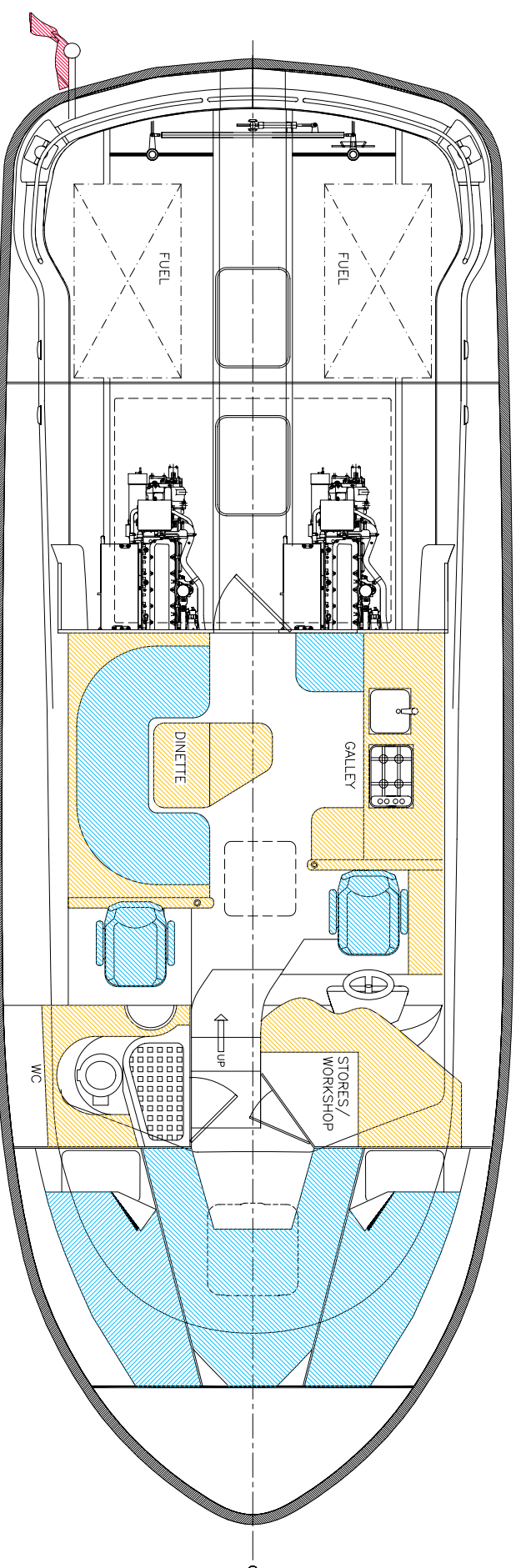
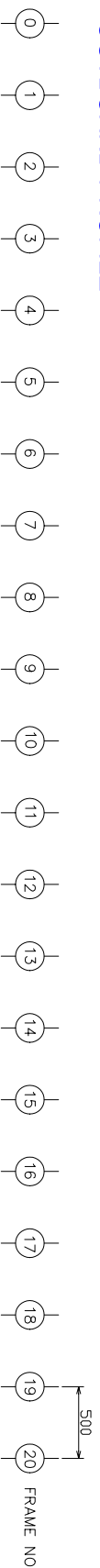


# LOCHIN



OUTBOARD PROFILE

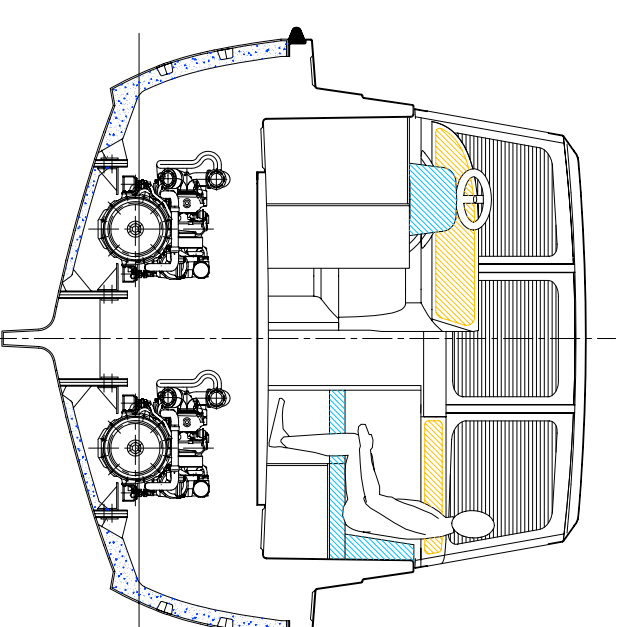


TYPICAL ACCOMMODATION PLAN

PROPRIETARY INFORMATION  
THIS DOCUMENT IS PROPRIETARY AND COPYRIGHT. NO DATA OR DESIGN SHALL BE COPIED, REPRODUCED, DISCLOSED OR SUBMITTED TO ANY THIRD PARTY OR USED FOR CONSTRUCTION OR MANUFACTURE WHOLE OR IN PART, OF ANY PRODUCT DEFINED WITHOUT PRIOR WRITTEN CONSENT OF LOCHIN MARINE INTERNATIONAL LTD



## LOCHIN 366 HARBOUR PILOT GENERAL ARRANGEMENT TWIN ENGINE



TYPICAL MIDSHIP SECTION

DESIGN DATA SHEET	
MOULDED LENGTH	11.09m (36.4') EX FENDER
LOA	12.35m (40.5') AS ILLUSTRATED
BEAM	3.98m (13') INC FENDER
DRAFT (APPROX.)	0.75-1m (2.5-3.3') DEP. ON KEEL OPTION & DISP.
DISPLACEMENT RANGE	10.5 - 12 TONNES
WEATHERDECK FREEBOARD	760MM (2.5') APPROX @ 11 TONNES DISP.
PERFORMANCE	UP TO 27 KNOTS
FUEL CAPACITY	1200-1800 LITRES (260-390 GALLONS)
AIR DRAFT	2.9m (9.5') EX FL YBRIDGE
AIR DRAFT MAX	5.25m (17.2') INC FL YBRIDGE
COCKPIT AREA	10.74m <sup>2</sup> (115.6 sq ft)
COCKPIT LENGTH	4.15m (13.6')
COCKPIT WIDTH (MAX)	3.2m (10.5')
SLEEPING CAPACITY	6 PERSONS
RCD CATEGORY	'B' OFFSHORE
MAX COMPLEMENT	14 PERSONS

# LOCHIN

**Lochin Marine International Ltd**

The Yacht Harbour, Newhaven, Sussex BN9 9BY

Tel: +44 (0) 1273 515085 Fax: +44 (0) 1273 512522

www.lochin.com sales@lochin.com

DESIGNED BY: AMGRAM LTD, NAVAL ARCHITECTS  
+44 (0) 1273 593713 www.amgram.co.uk